



Activity Guide

Book & Video

The Adventures of PeeDee the Pirate

by Ralph Finch, illustrated by Mike Litwin

This book was written and illustrated by ECU staff as a fun way to encourage dialogue about East Carolina University. This guide can help you enrich your students' listening and reading experience with this book. We hope that your class has fun in Pirate™ Nation.

LEARNING OBJECTIVES

Comprehension skills
Reading skills
Vocabulary

Book:

The Adventures of PeeDee the Pirate
ISBN 978-0-615-16479-3

Video:

The Adventures of PeeDee the Pirate
read by Rebekah Rogers
youtu.be/cSXup82Pt_0
3 ½ minutes

Webpage:

admissions.ecu.edu/k-8

ACTIVITIES LIST

Grades 1-3

Comprehension student worksheet
10-square word search

Grades 3-5

Grammar: onomatopoeia
Discussion of literary devices
15-square word search

All Ages

Make: Pirate Hat
Eye Patch
Pirate Sword
Play: Game of Foursquare
Catch and the Touchdown Dance
Coloring sheets

MATERIALS FOR ACTIVITIES

Pirate Hat:

paper: black 24 x 18, and white 8½ x 11
tape / scissors / stapler / glue / pencil

Eye Patch:

paper: black 24 x 18, and white 8½ x 11
tape / scissors / stapler / glue / pencil
black felt

Pirate Sword:

foam noodles
ruler
craft knife / serrated knife
craft foam sheets, 22 mm
painter's tape

Four Square:

chalk or tape
balls

Catch:

balls

Coloring sheets:

crayons or
colored pencils



Name _____

Date _____

The Adventures of PeeDee the Pirate

Story parts:

Who is the main character in this book?

What do you think happened after the story ends?

Author _____

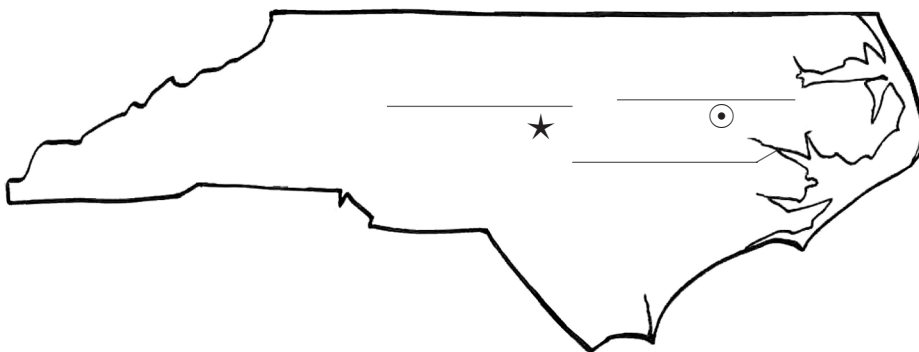
Illustrator _____

What kind of writing is this?

(circle the answer)

fiction or nonfiction

realistic or fantasy



Label the map.

Find:

Greenville

Tar River

Raleigh

Color:

Color the shape of North Carolina.

The Adventures of PeeDee the Pirate

by Ralph Finch and illustrated by Mike Litwin



Book:

The Adventures of PeeDee the Pirate
ISBN 978-0-615-16479-3

Video:

The Adventures of PeeDee the Pirate
read by Rebekah Rogers
youtu.be/cSXup82Pt_0
3 ½ minutes

QUESTIONS WHILE YOU WATCH THE VIDEO OR READ THE ADVENTURES OF PEEDEE THE PIRATE

Are the children enjoying the story in the video?

Do you think the boy, Dean, would like to be a pirate?

AFTER YOU WATCH / READ

Discussion

Identify the title, author and illustrator.

Ask your students to summarize the events of the story.

Where does this book take place?

How would you describe school pride? How is pride demonstrated in the story?

Grammar

Sounds as words

An onomatopoeia is a word that imitates a sound. "Meow" and Roar" are examples of an onomatopoeia. *Did this story have an onomatopoeia? It was repeated twice. What is the correct spelling of Aargh! Arrrgh™ or ARRRGGGHH!?* All of them. It is spelled phonetically, or as it sounds. So spelling depends on how you say Arrrgh!

What does Arrrgh mean? It is an expression of excitement, meaning yes, or an enthusiastic exhilaration. It is an interjection, one of those action words that makes up a sentence in just one word, like "Go!" or "Run!"

Literary Devices

Story as Allegory

An allegory is a story where characters and events are used to convey another meaning, and often they are moral or social lessons. *What do you think this story about PeeDee is trying to tell us? Is the story really about a pirate going to college? Can you imagine going to college? Would you swim in the fountain?*

Author's Intent

Do you think the author, Ralph Finch, and illustrator, Mike Litwin, like sports?

Which sports are talked about in the story?

Would you like to come to ECU and cheer on the Pirates?

PIRATE HAT

Activity appropriate for Pre-K through
Second grade, or older



The Adventures of PeeDee the Pirate

In this book PeeDee wears a pirate hat and eye patch.
In this activity children will manipulate paper to create a fun hat.

PIRATE HAT

Who wears head coverings in the story?

Why would someone wear a hat on a boat?

What is unique about PeeDee's hat?

Materials

black 18 x 24 paper (or newspaper)

white 4 1/4 x 5 (or smaller) paper for cross bones

scissors

glue stick

pencil

Fold black paper in half. Fold again to find the center.


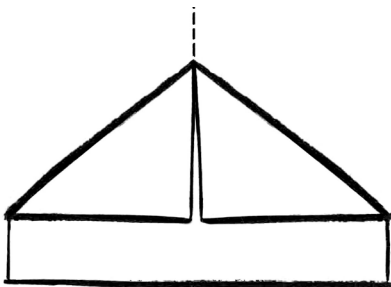
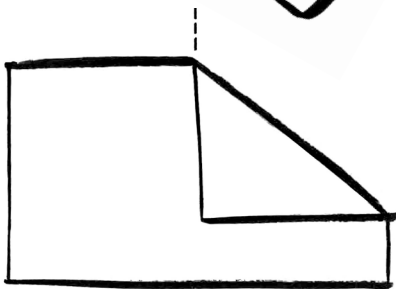
Bend in the top corner to make a triangle. Bend in the other corner to make another triangle fold,

Turn one bottom up to make the hat rim and fold. Flip the whole paper over to the other side.

Turn the bottom up to make the hat rim. Glue the ends of the rim together.

Fold the small white paper in half. Draw a bone shape on one side of the fold. Cut 2 bone shapes out of white paper, cross and glue to the hat.

Suggested video for visual directions: youtu.be/SiDqCj86V4g



PIRATE EYE PATCH

Activity appropriate for Kindergarten through Second grade, or older



The Adventures of PeeDee the Pirate

In the book PeeDee wears a pirate hat and eye patch. In this simple activity children will manipulate paper to create an eye patch

PIRATE EYE PATCH

Who wears an eye patch in the story?

(Answer: PeeDee, and later in the story, one of the children)

Materials

black paper, minimum 24 inches long
black felt
white glue
scissors
stapler

Cut black felt into 2 in. squares for each child.

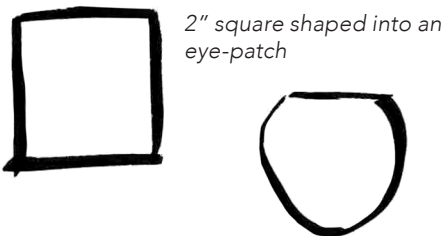
Older children can round the corners to make an eye-patch shape, or pre-cut for younger ages.

Cut black paper into $\frac{1}{2}$ x 24" strips to go around the circumference of the children's head.


Children will glue the top edge of the felt onto the black paper strip, slightly off center.

Staple the strip in the back to form a forehead-band.

Wear the paper band above the ears to keep in place.



$\frac{1}{2}$ x 24" strips for headband



PIRATE SWORD

Activity appropriate for all ages



The Adventures of PeeDee the Pirate

In this book PeeDee carries a sword. Additionally, foam swords are shown in the background as a symbol of school pride. In this activity children will cut foam pool noodles to create a short sword, or dagger.

PIRATE SWORD


Who carries a sword in the story?

How would you show school spirit with a sword?

Materials

- 1 70 inch 2 inch diameter foam pool noodle (1 per every 4 students)
- craft knife
- 10 inch serrated bread knife
- 1 inch painter's tape
- craft foam sheets, 22 mm
- scissors
- pencil
- ruler

Cut the pool noodle in half (into approximately two 35 inches long pieces) with a serrated knife. (Each 70 inch noodle makes four pirate swords.)ⁱ



Measure 5 inches from each end (these will become 2" diameter 5 inch grip handles). With the serrated knife, cut 25 inches between the handles all the way through the foam. Cut up on the ends creating two 30 inch swords with 5 inch handles with 25 inch blades.

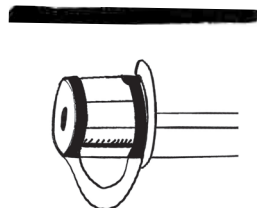
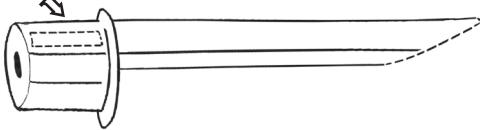
Create a finger hold in the grip (hilt) with the craft knife or scissors by removing a 1/2 x 3 inch segment to the center of the noodle handle.

Slightly taper into a blade shape with the craft knife.

With scissors, cut a 5 inch circle in the foam sheet for each sword. Cut a 4 inch "X" into the center. Run this down the blade of the sword to create a bell guard at the grip. Secure with tape if desired.

With a craft knife, cut 9 x 1 inch foam sheet strips for the decorative sword handle. Secure with 1 inch tape at the pommel (end) and just behind the bell guard.

1/2x3 inch finger hold



FOURSQUARE

Activity appropriate for all ages



The Adventures of PeeDee the Pirate

Introducing sports to children is a great way for them to get started on lifelong fitness. Physical activities such as baseball, football and basketball are fun to watch as well as play.

GAME OF FOURSQUARE

*In this book PeeDee supports his team, The Pirates.
Which ECU team sports does he dream of?*

Materials

chalk / tape

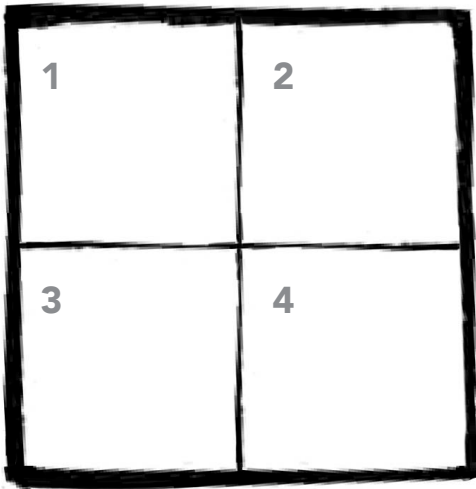
a flat area 6 feet or larger

rubber ball (at least 4 inches in diameter, or as large as a basketball)

Minimum number of players: 4

How to play:

1. Use chalk or tape to create a large square court at least 6' x 6' (or as large as 30 feet) subdivided into four boxes numbered 1 to 4. A player stands in each box, but may move outside the box to hit from their square.
2. The person in square 4 is the "Captain." The Captain serves the ball.
3. The Captain starts by bouncing the ball in their own square once, then hits it to the 1 square using only hands, until a player misses, hits out of the square, or lets it double bounce in their square — then, they're out! Players are not allowed to hold the ball, hit mid-air before the bounce, or hit with another body part.
4. The remaining players advance to the next higher square with a new player filling in on square one.



Fun Fact:

In 2014, 15 college students played foursquare for 31 hours and set the world record.

CATCH

Activity appropriate for young children



The Adventures of PeeDee the Pirate

Introducing sports to children is a great way for them to get started on lifelong fitness. Physical activities such as baseball, football and basketball are fun to watch as well as play.

CATCH AND THE TOUCHDOWN DANCE

In this book PeeDee dreams of scoring the winning touchdown for the Pirates.

What game is being played?

Materials

various balls

Before participating in contact sports, here are some ball catching activities to help young children master basic movements:

running

jumping

throwing

catching

cheering

and the touchdown dance!